


**LOCTITE®**



# LOCTITE 3D IND3380™

ESD

Black

**LOCTITE®**

Henkel Corporation

[loctite3dp@henkel.com](mailto:loctite3dp@henkel.com)





# IND3380™ ESD

## LOCTITE 3D IND3380™

LOCTITE 3D IND3380 BK is a high temperature resistant resin with HDT of 190°C, electrostatic dissipative properties (ESD), and high stiffness.

LOCTITE 3D IND3380 BK offers a smooth surface finish and high chemical resistance, making it an ideal choice for jigs and fixtures in general and electronic manufacturing. Additionally, its unique characteristics make it a reliable option for tooling applications, offering versatile solutions for manufacturing needs.

LOCTITE 3D IND3380 BK is compatible with a broad range of DLP and LCD machines.



### Benefits:

- Displays electrostatic dissipative properties (ESD)
- High HDT of 190°C
- High accuracy and fine detail printing






### Ideal for:

- Tooling at high temperature, low pressure
- Jigs and fixtures for electronic device manufacturing processes



### Markets:

 Industry	 Consumer Goods	 Automotive
---	---	---

Tensile Stress at Break (MPa)

50

Young's Modulus (MPa)

3,000

Elongation at Break (%)

2

HDT at 0.455 (MPa)

190





## IND3380™

ESD  
BLACK

### PROPERTIES

Mechanical Properties	Measure	Method	Green	Post Processed
Young's Modulus	MPa	ASTM D638	1300 – 1500	2800 – 3000 <sup>[1]</sup>
Tensile Stress at Break	MPa	ASTM D638	25 – 30	40 – 50 <sup>[1]</sup>
Elongation at Break	%	ASTM D638	2 – 3	1 – 2 <sup>[1]</sup>
Flexural Modulus	MPa	ASTM D790	1250 – 1350	3200 – 3400 <sup>[2]</sup>
Flexural Strength	MPa	ASTM D790	40 – 50	75 – 85 <sup>[2]</sup>
Flexural Strain at Break	%	ASTM D790	3.0 – 4.3	2.0 – 2.8 <sup>[2]</sup>
IZOD Impact (Notched)	J/m	ASTM D256		11.5 – 12.5 <sup>[3]</sup>
Shore Hardness (3s)	D	ASTM D2240		86.5 <sup>[4]</sup>
<b>Other Properties</b>				
HDT at 0.455 MPa	°C	ASTM D648		180 – 190 <sup>[5]</sup>
HDT at 1.82 MPa	°C	ASTM D648		100 – 110 <sup>[5]</sup>
Water Absorption (24 hr)	%	ASTM D570		<0.4 <sup>[6]</sup>
Solid Density	g/cm <sup>3</sup>	ASTM D1475		1.20 – 1.25 <sup>[7]</sup>
Thermal Conductivity	W/(m·K)	ASTM D5930		0.2 <sup>[8]</sup>
Heat Capacity	J/(g·K)	ASTM D5930		1.4 <sup>[8]</sup>

#### Test Parameters:

All specimen are printed unless otherwise noted. All specimen were conditioned in ambient lab conditions at 19-23°C / 40-60% RH for at least 24 hours. D638-14 Type IV, 5 mm/min; D790-17 Method B, 1.5 mm/min; D648-18 Method A; D256-10 (18) - Machine Notched, 6 mm x 12 mm, 2.75 J Striker, D570-98 (18) - 0.125" x 2" Disc, 24hr @ 25°C; D2240-15 (21); D7867-13 (20); D1475-13 (20)

#### Internal Data Sources

[1] GEN492458, [2] GEN492508, [3] FOR503640, [4] FOR504329, [5] GEN492558, [6] FOR415557, [7] FOR512821, [8] FOR515717





## IND3380™

ESD  
BLACK

### PROPERTIES

Liquid Properties	Measure	Method	Value	
Viscosity at 25°C (77°F)	cP	ASTM D7867	9,000 – 11,000 [1]	
Liquid Density	g/cm <sup>3</sup>	ASTM D1475	1.1 – 1.2 [2]	

Electrical Properties	Measure	Method	Green	Post Processed
Surface Resistivity	Ω	DIN EN61340-2-3		10 <sup>4</sup> – 10 <sup>11</sup> [3]
Volume Resistivity	Ω·cm	DIN EN61340-2-3		4 · 10 <sup>6</sup> – 24 · 10 <sup>6</sup> [4]

#### Test Parameters:

All specimen are printed unless otherwise noted. All specimen were conditioned in ambient lab conditions at 19-23°C / 40-60% RH for at least 24 hours. D638-14 Type IV, 5 mm/min; D790-17 Method B, 1.5 mm/min; D648-18 Method A; D256-10 (18) - Machine Notched, 6 mm x 12 mm, 2.75 J Striker, D570-98 (18) - 0.125" x 2" Disc, 24hr @ 25°C; D2240-15 (21); D7867-13 (20); D1475-13 (20)

#### Internal Data Sources:

[1] FOR421227, [2] FOR415604, [3] FOR504358, [4] FOR501814





## IND3380™

ESD  
BLACK

### WORKFLOW

Validated workflows need to be followed to achieve properties as provided in the TDS. Examples of validated workflow steps are listed below. Users should defer to the most current workflow information for best results which can be found at <https://www.loctiteam.com/printer-validation-settings>

### PRINTER SETTINGS

LOCTITE 3D IND3380 BK is formulated to print optimally on industrial DLP printer. Read the safety data sheet carefully to get details about health and safety instructions. Recommended print parameters:

- Shake gently to prevent foaming
- Print Temperature: 20°C to 45°C
- Intensity: 5 mW/cm<sup>2</sup> to 10 mW/cm<sup>2</sup>

Settings: 385nm at 5mW/cm <sup>2</sup>	Measure	Method	Value
Layer Thickness	µm	Internal	100
Burn-In region	s	Internal	40-50
Transition region	s	Internal	15-25
Model region	s	Internal	7-8

Settings: 385nm at 5mW/cm <sup>2</sup>	Measure	Method	Value
E <sub>C</sub>	mJ/cm <sup>2</sup>	Internal	4.9 <sup>[1]</sup>
D <sub>p</sub>	mm	Internal	0.09 <sup>[1]</sup>

Settings: 385nm at 5mW/cm <sup>2</sup>	Measure	Method	Exposure time
D <sub>C</sub> = 50µm	s	Internal	1.7
D <sub>C</sub> = 100µm	s	Internal	2.9

**Test parameters:**  
Exposure times are calculated without a safety factor

Internal Data Source:  
[1] FQR414287





# IND3380™

ESD  
BLACK

## WORKFLOW

Validated workflows need to be followed to achieve properties as provided in the TDS. Examples of validated workflow steps are listed below. Users should defer to the most current workflow information for best results which can be found at <https://www.loctiteam.com/printer-validation-settings>

## CLEANING

LOCTITE 3D IND3380 BK requires post processing to achieve specified properties. Prior to post curing, support structures should be removed from the printed part, and the part should then be washed. Use compressed air to remove residual solvent from the surface of the material between intervals.

Post Process Step	Agent	Method	Duration	Intervals	Additional Info
Cleaning Step	IPA	Ultrasonic	2 min	1 or 2	Allow parts to dry
Dry	n.a.	Compressed air	10 to 60 s	1 or 2	Air pressure (50 psi)
Wait before post curing	n.a.	Ambient condition	60 min	1	Room temperature

## POST CURING

LOCTITE 3D IND3380 BK requires post curing to achieve specified properties. It is recommended that either an LED or wide spectrum lamp be used to post cure parts.

After using a UV curing unit, an additional heat cure at 170°C for 3 hours is required to reach the best properties. Allow the parts to rest one hour between UV cure and heat cure. To minimize risk of warpage place parts in cold oven before ramping up temperature to target value and cool down parts slowly in switched off oven after reaching the heat curing conditions.

UV Curing Unit	UV Source	Intensity	Cure time per side	Additional Settings (Shelf, Output Energy)	Heat Cure
Dymax 5000 EC Flood	Mercury Arc Bulb (broad spectrum)	148 mW/cm <sup>2</sup> at 380 nm	10 min	400W, Shelf K	3 hours at 170°C
Loctite CL36	405nm LED	80 mW/cm <sup>2</sup> at 405 nm	30 min	100% top & side	3 hours at 170°C
Rapidshape RS Cure XL	Multiple LEDs	150%	30 min	Third shelf from bottom	3 hours at 170°C





## IND3380™

ESD  
BLACK

### WORKFLOW

Validated workflows need to be followed to achieve properties as provided in the TDS. Examples of validated workflow steps are listed below. Users should defer to the most current workflow information for best results which can be found at <https://www.loctiteam.com/printer-validation-settings>

### STORAGE

Store **LOCTITE 3D IND3380 BK** in the unopened container in a dry location. Optimal storage: 20°C to 30°C, storage below 20°C or greater than 30°C can adversely affect products properties. More specific information is given in the Safety Data Sheet.

### ESD PROPERTIES

**LOCTITE 3D IND3380 BK** provides ESD properties with a surface resistivity in the range of  $10^4\Omega$  to  $10^{11}\Omega$  accordingly to DIN EN61340-2-3.

The exact value of the surface resistivity depends on the print orientation and part geometry. Please note that the burn-in region can show higher surface resistivity outside of the ESD range. Due to that we recommend to print with parts on supports or to adjust the print orientation accordingly to ensure that the printed part provides ESD properties at the desired surface.



## IND3380™

ESD  
BLACK

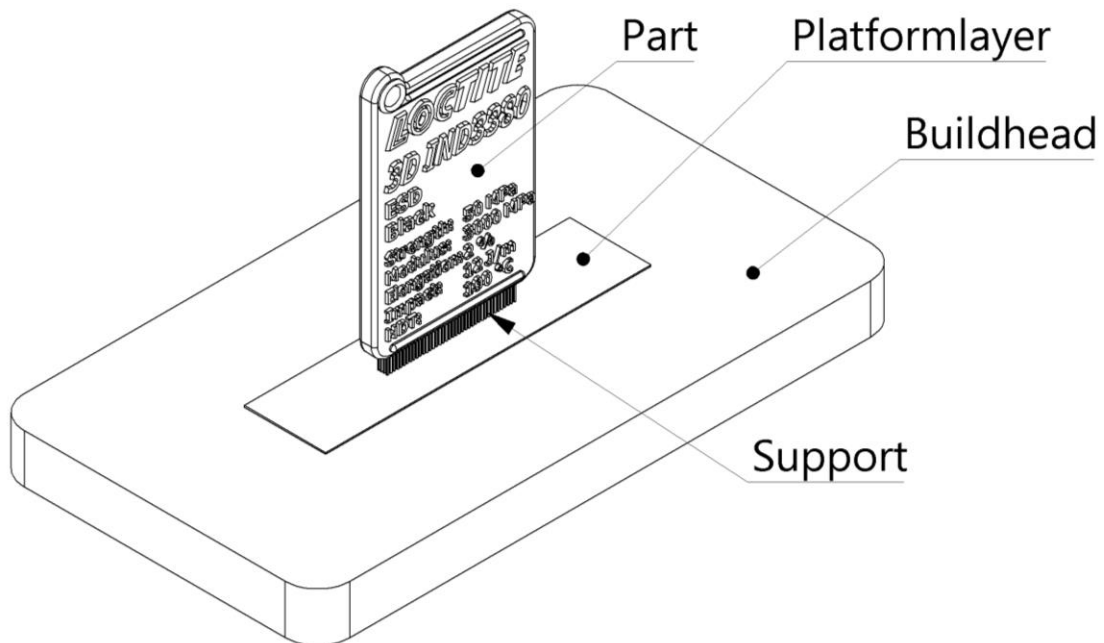
### TIPS & TRICKS

This section is a collection of useful advices, guides, and recommendations designed to help users of the **LOCTITE 3D IND3380 BK** deal with specific process tasks more efficiently.

#### PRINT ORIENTATION

To enhance the buildhead adhesion of **LOCTITE 3D IND3380 BK**, it is recommended to use an initial platform layer. The required part should be attached to this layer using supports. The burn-in region, which will be the initial platform layer, can be discarded afterwards. This also ensures that the printed part provides the desired ESD performance since the burn-in region can show higher surface resistivity outside of the ESD range.

The part should be orientated to have the smallest possible cross-sectional area in the z-direction to minimize detachment forces during the print process.





## IND3380™

ESD  
BLACK

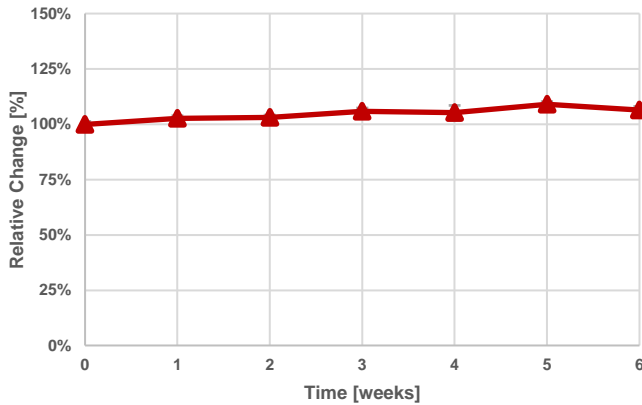
### AGEING AND ENVIRONMENTAL EFFECTS – HEAT AGEING

LOCTITE 3D IND3380 BK was heat aged without load according to ASTM D3045. Test samples were exposed for a defined time at 50°C and conditioned for 24 hours at 22°C before mechanical testing. Control samples were stored at a constant 22°C. All samples were printed in the same print job using a validated workflow. Mechanical testing was conducted according to ASTM D790 at standard lab conditions (22°C).

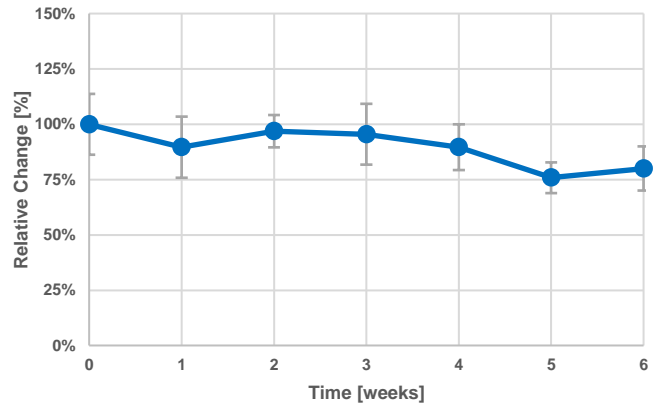
“0 weeks” represents non-aged samples stored at 22°C and tested 24 hours after post-processing.

Based on temperature dependence of reaction rates a test time of 6 weeks at 50°C can be interpreted as approximately 12 months at ambient temperature.

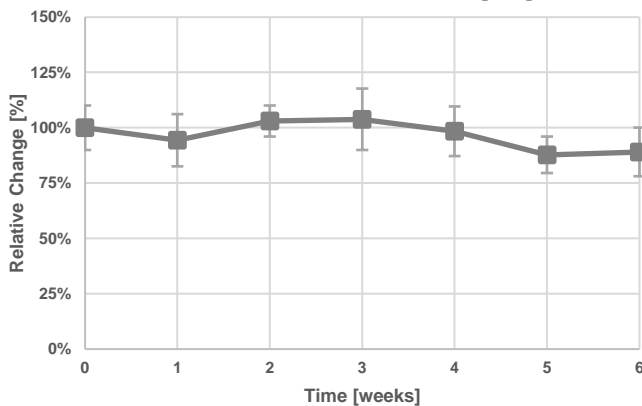
Flexural Modulus after Heat Ageing at 50°C



Flexural Elongation at Break after Heat Ageing at 50°C



Flexural Stress at Break after Heat Ageing at 50°C



#### Test parameters:

ASTM D790: Test speed: 1.3 mm/min, Test specimens: 85x12x3 mm, Flexural modulus measured at 0.1-1.0% (regression), 22°C

Internal Data Sources:  
[FOR508355](#), [FOR508360](#)





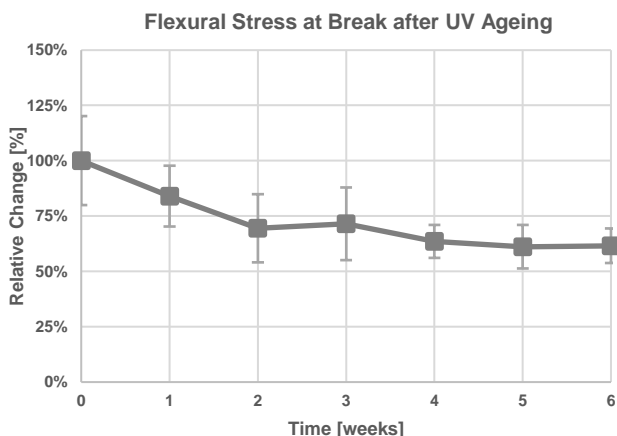
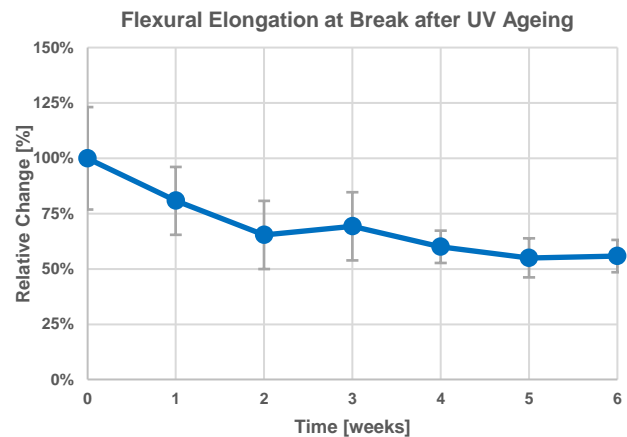
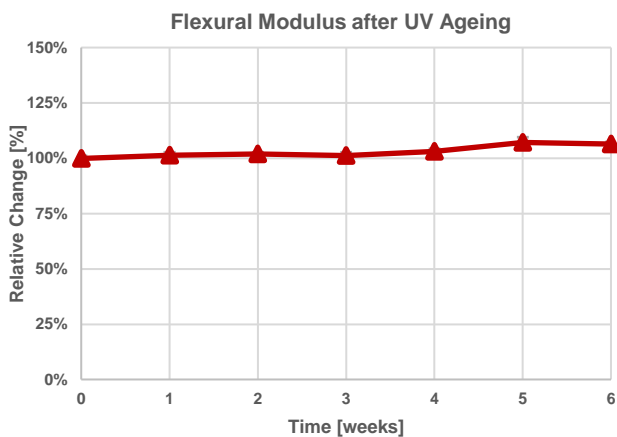
## IND3380™

ESD  
BLACK

### AGEING AND ENVIRONMENTAL EFFECTS – ACCELERATED WEATHERING (UV AGEING)

LOCTITE 3D IND3380 BK has been tested after accelerated outdoor weathering according to ASTM D4329 (Cycle A). Test samples were exposed to defined conditions of heat, water condensation and UV light. Exposed samples were conditioned for 24 hours at 22°C before mechanical testing. Control samples were stored at a constant 22°C. All samples were printed in the same print job using a validated workflow. Mechanical testing was conducted according to ASTM D790 at standard lab conditions (22°C). "0 weeks" represents non-aged samples stored at 22°C and tested 24 hours after post-processing.

Please note, accelerated weathering testing can never fully represent real outdoor conditions and complexity. It is therefore recommended to conduct additional (outdoor) testing relevant for your specific application needs.



#### Test parameters:

ASTM D790: Test speed: 1.3 mm/min, Test specimens: 85x12x3 mm, Flexural modulus measured at 0.1-1.0% (regression), 22°C

ASTM D4329: Cycle A for general applications, QUV/se, UVA 340 nm, 0.89 W/m<sup>2</sup>·nm, 8 hours UV light at 60°C followed by 4 hours at 50°C condensation in the dark. To reduce any sample warpage during test time samples were placed in tailor-made holders without any fixation clamps or mechanical load. Exposed samples were always removed from QUV before next condensation cycle to avoid samples that are soaked excessively with water before testing.

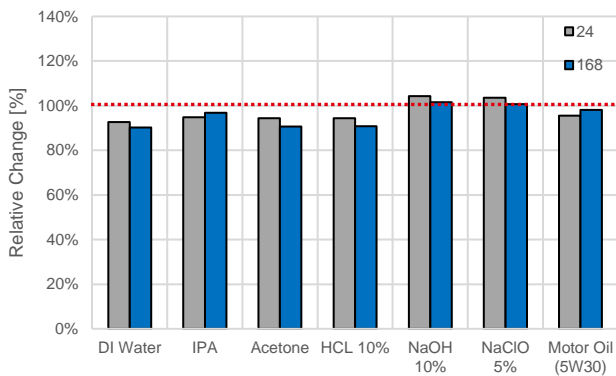
Internal Data Sources:  
[FOR508343](#), [FOR508352](#)



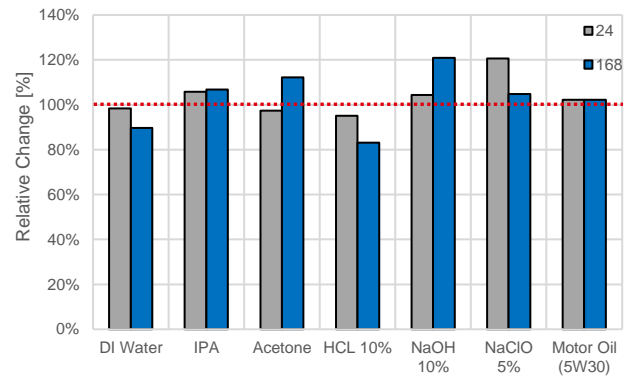
### AGEING AND ENVIRONMENTAL EFFECTS – CHEMICAL RESISTANCE (1/2)

LOCTITE 3D IND3380 BK has been tested after chemical ageing according to ASTM D543. The influence of chemicals was tested by measuring mechanical properties after different test times (Immersion test for 24 and 168 hours). Exposed samples were stored in containers and fully immersed in different chemicals. Samples were stirred every 24 hours using a shaker. After removal, exposed samples were washed and conditioned for 24 hours at 22°C before mechanical testing. All samples were printed using a validated workflow. Mechanical testing was conducted according to ASTM D790 at standard lab conditions (22°C). "100%" represents non-aged samples stored at 22°C and tested 24 hours after post-processing.

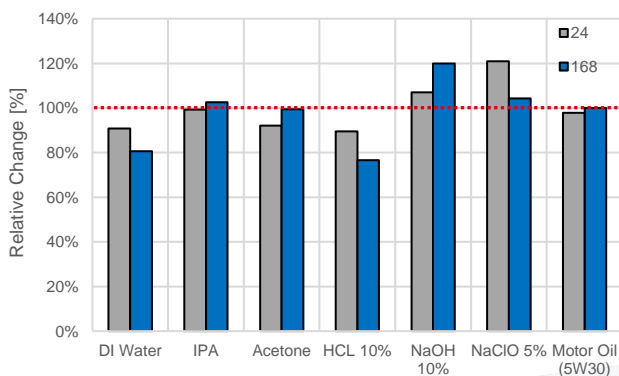
Flexural Modulus after Immersion time



Flexural Strain at Break after Immersion Time



Flexural Stress at break after Immersion Time



**Test parameters:**

ASTM D790: Pull speed: 1.3 mm/min, Test specimens: 85x12x3 mm, Flexural modulus measured at 0.1-1.0% (regression), 22°C  
 ASTM D543: Samples immersed in different chemicals were stored at 22°C. Samples immersed in Motor Oil were stored at 50°C.  
 Properties of media used: pH(HCL, 10%) = 1; pH(NaOH, 10%) = 14; pH(NaClO, 5%) = 13

**Internal Data Sources:**

DI water: FOR538012, IPA: FOR538013, Acetone: FOR538018, HCL: FOR541205, NaOH: FOR532669, NaClO: FOR532681, 5W30: FOR538023



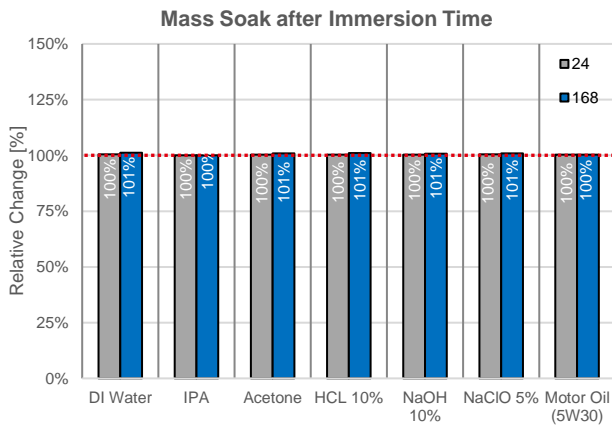


# IND3380™

ESD  
BLACK

## AGEING AND ENVIRONMENTAL EFFECTS – CHEMICAL RESISTANCE (2/2)

LOCTITE 3D IND3380 BK has been tested after chemical ageing according to ASTM D543. The influence of chemicals was tested by measuring the mass change after different test times (Immersion test for 24 and 168 hours). Exposed samples were stored in containers and fully immersed in different chemicals. Samples were stirred every 24 hours using a shaker. After removal exposed samples were washed, dried and immediately weighed. All samples were printed using a validated workflow. "100%" represents the initial weight 24 hours after post-processing.



### Test parameters:

ASTM D543: Samples immersed in different chemicals were stored at 22°C. Samples immersed in Motor Oil were stored at 50°C.  
Properties of media used: pH(HCl, 10%) = 1; pH(NaOH, 10%) = 14; pH(NaClO, 5%) = 13

### Internal Data Sources:

DI water: FOR538030, IPA: FOR538034, Acetone: FOR538036, HCl: FOR538037, NaOH: FOR532810, NaClO: FOR532816, 5W30: FOR538041





## IND3380™ ESD

### NOTE

The information provided in this Preliminary Technical Data Sheet (pTDS) including the recommendations for use and application of the product are based on our knowledge and experience of the product as at the date of this TDS. The product can have a variety of different applications as well as differing application and working conditions in your environment that are beyond our control. Henkel is, therefore, not liable for the suitability of our product for the production processes and conditions in respect of which you use them, as well as the intended applications and results. We strongly recommend that you carry out your own prior trials to confirm such suitability of our product.

Any liability in respect of the information in the Technical Data Sheet or any other written or oral recommendation(s) regarding the concerned product is excluded, except if otherwise explicitly agreed and except in relation to death or personal injury caused by our negligence and any liability under any applicable mandatory product liability law.

In case products are delivered by Henkel Belgium NV, Henkel Electronic Materials NV, Henkel Nederland BV, Henkel Technologies France SAS and Henkel France SA please additionally note the following:

In case Henkel would be nevertheless held liable, on whatever legal ground, Henkel's liability will in no event exceed the amount of the concerned delivery.

In case products are delivered by Henkel Colombiana, S.A.S. the following disclaimer is applicable:

The information provided in this Technical Data Sheet (TDS) including the recommendations for use and application of the product are based on our knowledge and experience of the product as at the date of this TDS. Henkel is not liable for the suitability of our product for the production processes and conditions in respect of which you use them, as well as the intended applications and results. We strongly recommend that you carry out your own prior trials to confirm such suitability of our product.

Any liability in respect of the information in the Technical Data Sheet or any other written or oral recommendation(s) regarding the concerned product is excluded, except if otherwise explicitly agreed and except in relation to death or personal injury caused by our negligence and any liability under any applicable mandatory product liability law.

In case products are delivered by Henkel Corporation, Resin Technology Group, Inc., or Henkel Canada, Inc. the following disclaimer is applicable:

The data contained herein are furnished for information only and are believed to be reliable. We cannot assume responsibility for the results obtained by others over whose methods we have no control. It is the user's responsibility to determine suitability for the user's purpose of any production methods mentioned herein and to adopt such precautions as may be advisable for the protection of property and of persons against any hazards that may be involved in the handling and use thereof. In light of the foregoing, Henkel Corporation specifically disclaims all warranties expressed or implied, including warranties of merchantability or fitness for a particular purpose, arising from sale or use of **Henkel Corporation's products. Henkel Corporation specifically disclaims any liability for consequential or incidental damages of any kind, including lost profits.** The discussion herein of various processes or compositions is not to be interpreted as representation that they are free from domination of patents owned by others or as a license under any Henkel Corporation patents that may cover such processes or compositions. We recommend that each prospective user test his proposed application before repetitive use, using this data as a guide. This product may be covered by one or more United States or foreign patents or patent applications.

#### Trademark Usage

Except as otherwise noted, all trademarks in this document are trademarks of Henkel Corporation in the U.S. and elsewhere. ® denotes a trademark registered in the U.S. Patent and Trademark Office.



**LOCTITE®**



**FIND OUT MORE AT**  
**LOCTITEAM.COM**

**LOCTITE®**  
Henkel Corporation  
[loctite3dp@henkel.com](mailto:loctite3dp@henkel.com)



Version 2024/01/12